

## 2020 Share Allocation - Amersham Deanery

2019

### Costs of Ministry

	Number of posts	Cost per post	Ministry cost		Number of posts	Cost per post	Ministry cost
Stipendiary minister - paycosts	18	£39,956	£719,208		18	£39,196	£705,528
Stipendiary minister - housing cost	18	£10,313	£185,634		18	£9,907	£178,326
House for duty - allocated cost	1	£13,500	£13,500		1	£13,500	£13,500
			£918,342				£897,354

Archdeaconry posts	1.0	£49,103			1.0	£49,103	
Apportioned share of archdeaconry posts			£8,225				£7,962
			£926,567				£905,316

### Church of the Future

Diocesan & National church costs		£4,256,151	8.82%	£375,467		£4,045,000	8.81%	£356,365
----------------------------------	--	------------	-------	----------	--	------------	-------	----------

### Support Costs

National & Diocesan support costs		£5,075,987	8.82%	£447,791		£5,246,000	8.81%	£462,173
Capping adjustment				£447,791				£462,173

### Gross Allocation

				£1,749,825				£1,723,854
--	--	--	--	------------	--	--	--	------------

### Allowances

Deprivation allowance				£0				£0
Rural support				£0				£0
Balance of Glebe				(£124,962)				(£131,289)
Total allowances				(£124,962)				(£131,289)

### Statutory fees reimbursed

				(£67,362)				(£69,921)
--	--	--	--	-----------	--	--	--	-----------

Parish Share Allocation			<b>2020</b>	<b>£1,557,501</b>			<b>2019</b>	<b>£1,522,644</b>
-------------------------	--	--	-------------	-------------------	--	--	-------------	-------------------

Increase in Share over previous year				2.289%				0.358%
--------------------------------------	--	--	--	--------	--	--	--	--------

### Deanery ability to contribute:

#### Membership base

Average electoral roll 2014-2017	3840	Average electoral roll 2013-2016	3825
Average Sunday attendance 2014-2017	2338	Average Sunday attendance 2013-2016	2369
Relative Deanery profile score	1.426	Relative Deanery profile score	1.426

Deanery ability to contribute as a proportion of the diocese	8.82%	Deanery ability to contribute as a proportion of the diocese	8.81%
--	-------	--	-------

# DEANERY ALLOCATIONS

- Diocesan figures – from sheet
- Amersham allocation basis –  
as for 2019

# AMERSHAM DEANERY POSTS

<b>Amersham on the Hill</b>	<b>1.00</b>
<b>Amersham with Coleshill</b>	<b>1.00</b>
<b>Beaconsfield</b>	<b>3.00</b>
<b>Chalfont St. Giles</b>	<b>1.00</b>
<b>Chalfont St. Peter</b>	<b>1.00</b>
<b>Chenies and Little Chalfont</b>	<b>1.00</b>
<b>Flaunden</b>	<b>0.25</b>
<b>Latimer</b>	<b>0.25</b>
<b>Chesham Bois</b>	<b>1.00</b>
<b>Denham</b>	<b>1.00</b>
<b>Gerrards Cross and Fulmer</b>	<b>2.00</b>
<b>Great Chesham</b>	<b>3.00</b>
<b>Penn</b>	<b>0.50</b>
<b>Penn Street</b>	<b>1.00</b>
<b>Seer Green and Jordans</b>	<b>1.00</b>
<b>Tylers Green</b>	<b>0.50</b>
<b>TOTAL</b>	<b>18.50</b>

# POSTS USED TO ALLOCATE

- Costs of ministry
- Church of the future
- Balance of glebe

	Electoral roll (ER)					October Sunday attendance (OSA)				
	2018	2017	2016	2015	Average	2017	2016	2015	2014	Average
Amersham on the Hill	148	149	160	164	<b>155</b>	71	65	77	89	<b>75</b>
Amersham, St Mary's with Coleshill	351	348	348	348	<b>349</b>	195	193	184	251	<b>205</b>
Beaconsfield	571	559	563	554	<b>562</b>	326	261	305	303	<b>298</b>
Chalfont St Giles	174	175	178	170	<b>174</b>	114	118	142	124	<b>124</b>
Chalfont St Peter	242	245	237	229	<b>238</b>	104	100	155	118	<b>119</b>
Chenies & Little Chalfont	127	134	134	136	<b>133</b>	82	87	80	91	<b>85</b>
Flaunden	35	38	40	40	<b>38</b>	15	17	17	20	<b>17</b>
Latimer	45	41	38	37	<b>40</b>	18	21	22	18	<b>19</b>
Chesham Bois	193	193	191	193	<b>193</b>	122	134	138	148	<b>135</b>
Denham	127	110	110	104	<b>113</b>	96	90	85	132	<b>100</b>
Gerrards Cross & Fulmer	730	727	732	763	<b>738</b>	565	417	442	532	<b>489</b>
Great Chesham	702	702	688	664	<b>689</b>	523	541	515	540	<b>529</b>
Penn	120	122	125	127	<b>124</b>	58	55	62	48	<b>55</b>
Penn Street & Holmer Green	94	87	82	88	<b>88</b>	54	52	52	54	<b>53</b>
Seer Green	105	106	109	108	<b>107</b>	61	68	60	55	<b>61</b>
Tylers Green	98	102	95	107	<b>101</b>	82	87	87	88	<b>86</b>
	<b>3862</b>	<b>3838</b>	<b>3830</b>	<b>3832</b>	<b>3842</b>	<b>2486</b>	<b>2306</b>	<b>2423</b>	<b>2611</b>	<b>2450</b>

# ALLOCATION OF SUPPORT COSTS

	Average Electoral Roll (ER)		Average October Sunday Attendance (OSA)		Relative Parish Community Profile score	Membership x Community Profile Score = Ability to contribute	
	50%		50%				
		%		%			
<b>Amersham on the Hill</b>	<b>155</b>	<b>4.03%</b>	<b>75</b>	<b>3.06%</b>	<b>1.2691</b>	<b>146</b>	<b>3.11%</b>
<b>Amersham with Coleshill</b>	<b>349</b>	<b>9.08%</b>	<b>205</b>	<b>8.37%</b>	<b>1.4609</b>	<b>405</b>	<b>8.64%</b>
<b>Beaconsfield</b>	<b>562</b>	<b>14.63%</b>	<b>298</b>	<b>12.16%</b>	<b>1.5038</b>	<b>647</b>	<b>13.80%</b>
<b>Chalfont St. Giles</b>	<b>174</b>	<b>4.53%</b>	<b>124</b>	<b>5.06%</b>	<b>1.6431</b>	<b>245</b>	<b>5.22%</b>
<b>Chalfont St. Peter</b>	<b>238</b>	<b>6.19%</b>	<b>119</b>	<b>4.86%</b>	<b>1.6229</b>	<b>290</b>	<b>6.18%</b>
<b>Chenies and Little Chalfont</b>	<b>133</b>	<b>3.46%</b>	<b>85</b>	<b>3.47%</b>	<b>1.2743</b>	<b>139</b>	<b>2.96%</b>
<b>Flaunden</b>	<b>38</b>	<b>0.99%</b>	<b>17</b>	<b>0.69%</b>	<b>1.7333</b>	<b>48</b>	<b>1.02%</b>
<b>Latimer</b>	<b>40</b>	<b>1.04%</b>	<b>19</b>	<b>0.78%</b>	<b>1.8085</b>	<b>53</b>	<b>1.14%</b>
<b>Chesham Bois</b>	<b>193</b>	<b>5.02%</b>	<b>135</b>	<b>5.51%</b>	<b>1.6269</b>	<b>267</b>	<b>5.69%</b>
<b>Denham</b>	<b>113</b>	<b>2.94%</b>	<b>100</b>	<b>4.08%</b>	<b>1.2661</b>	<b>135</b>	<b>2.88%</b>
<b>Gerrards Cross and Fulmer</b>	<b>738</b>	<b>19.21%</b>	<b>489</b>	<b>19.96%</b>	<b>1.7523</b>	<b>1075</b>	<b>22.94%</b>
<b>Great Chesham</b>	<b>689</b>	<b>17.93%</b>	<b>529</b>	<b>21.59%</b>	<b>1.1143</b>	<b>679</b>	<b>14.48%</b>
<b>Penn</b>	<b>124</b>	<b>3.23%</b>	<b>55</b>	<b>2.24%</b>	<b>1.9011</b>	<b>170</b>	<b>3.63%</b>
<b>Penn Street</b>	<b>88</b>	<b>2.29%</b>	<b>53</b>	<b>2.16%</b>	<b>1.4278</b>	<b>101</b>	<b>2.15%</b>
<b>Seer Green and Jordans</b>	<b>107</b>	<b>2.79%</b>	<b>61</b>	<b>2.49%</b>	<b>1.7071</b>	<b>143</b>	<b>3.06%</b>
<b>Tylers Green</b>	<b>101</b>	<b>2.63%</b>	<b>86</b>	<b>3.51%</b>	<b>1.5449</b>	<b>144</b>	<b>3.08%</b>

# FEEES REIMBURSED BY DIOCESE

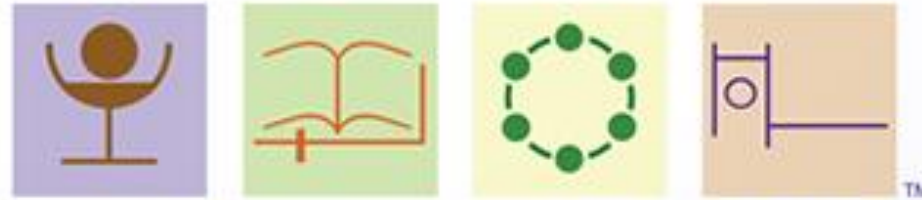
- Refunded to Parish where they were earned
- Due to practicalities of information available – two years in arrears

# AMERSHAM DEANERY PARISH SHARE 2020

Ministry cost	Church of the future	Balance of glebe	Total ministry allocation	Fees reimbursed	Support costs	Parish Share before adjustment	Adjustment	FINAL PARISH SHARE 2020	Increase (decrease) over 2019		
A	B	C	A+B+C=D	E	F	D+E+F=G	H	G+H			
£	£	£	£	£	£	£	£	£	£	%	
<b>Amersham on the Hill</b>	50,085	20,296	(6,755)	63,626	(938)	13,947	76,635	0	<b>76,635</b>	1,502	2.00%
<b>Amersham with Coleshill</b>	50,085	20,296	(6,755)	63,626	(7,989)	38,672	94,309	0	<b>94,309</b>	713	0.76%
<b>Beaconsfield</b>	150,254	60,887	(20,264)	190,877	(8,430)	61,798	244,244	0	<b>244,244</b>	9,038	3.84%
<b>Chalfont St. Giles</b>	50,085	20,296	(6,755)	63,626	(4,348)	23,397	82,674	0	<b>82,674</b>	748	0.91%
<b>Chalfont St. Peter</b>	50,085	20,296	(6,755)	63,626	(1,896)	27,685	89,414	0	<b>89,414</b>	1,670	1.90%
<b>Chenies and Little Chalfont</b>	50,085	20,296	(6,755)	63,626	(2,171)	13,275	74,729	(1,258)	<b>73,471</b>	2,745	3.88%
<b>Flauden</b>	12,521	5,074	(1,689)	15,906	(531)	4,555	19,931	282	<b>20,213</b>	0	0.00%
<b>Latimer</b>	12,521	5,074	(1,689)	15,906	(4,009)	5,099	16,996	976	<b>17,972</b>	0	0.00%
<b>Chesham Bois</b>	50,085	20,296	(6,755)	63,626	(1,541)	25,498	87,583	0	<b>87,583</b>	2,096	2.45%
<b>Denham</b>	50,085	20,296	(6,755)	63,626	(6,464)	12,886	70,048	0	<b>70,048</b>	2,676	3.97%
<b>Gerrards Cross and Fulmer</b>	100,169	40,591	(13,509)	127,251	(3,359)	102,737	226,629	0	<b>226,629</b>	4,353	1.96%
<b>Great Chesham</b>	150,254	60,887	(20,264)	190,877	(15,934)	64,854	239,796	0	<b>239,796</b>	4,875	2.08%
<b>Penn</b>	25,042	10,148	(3,377)	31,813	(1,236)	16,261	46,838	0	<b>46,838</b>	1,629	3.60%
<b>Penn Street</b>	50,085	20,296	(6,755)	63,626	(2,516)	9,620	70,729	0	<b>70,729</b>	1,689	2.45%
<b>Seer Green and Jordans</b>	50,085	20,296	(6,755)	63,626	(1,811)	13,704	75,518	0	<b>75,518</b>	2,049	2.79%
<b>Tylers Green</b>	25,042	10,148	(3,377)	31,812	(4,189)	13,805	41,428	0	<b>41,428</b>	(926)	-2.19%
<b>926,567</b>	<b>375,467</b>	<b>(124,962)</b>	<b>1,177,072</b>	<b>(67,362)</b>	<b>447,791</b>	<b>1,557,501</b>			<b>1,557,501</b>	<b>34,857</b>	<b>2.29%</b>



	<b>UNADJUSTED PARISH SHARE 2020</b>	<b>%age change over 2019</b>	<b>Fees used in 2020 shares</b>	<b>Fees used in 2019 shares</b>	<b>2020 parish share if fees unchanged</b>	<b>%age change over 2019</b>	<b>FEE EFFect</b>
	£		£	£	£		
<b>Amersham on the Hill</b>	<b>76,635</b>	<b>2.00%</b>	<b>938</b>	<b>979</b>	<b>76,594</b>	<b>1.94%</b>	<b>0.05%</b>
<b>Amersham with Coleshill</b>	<b>94,309</b>	<b>0.76%</b>	<b>7,989</b>	<b>8,658</b>	<b>93,640</b>	<b>0.05%</b>	<b>0.71%</b>
<b>Beaconsfield</b>	<b>244,244</b>	<b>3.84%</b>	<b>8,430</b>	<b>11,275</b>	<b>241,399</b>	<b>2.63%</b>	<b>1.21%</b>
<b>Chalfont St. Giles</b>	<b>82,674</b>	<b>0.91%</b>	<b>4,348</b>	<b>2,722</b>	<b>84,300</b>	<b>2.90%</b>	<b>-1.98%</b>
<b>Chalfont St. Peter</b>	<b>89,414</b>	<b>1.90%</b>	<b>1,896</b>	<b>1,951</b>	<b>89,359</b>	<b>1.84%</b>	<b>0.06%</b>
<b>Chenies and Little Chalfont</b>	<b>74,729</b>	<b>5.66%</b>	<b>2,171</b>	<b>4,438</b>	<b>72,462</b>	<b>2.45%</b>	<b>3.21%</b>
<b>Flaunden</b>	<b>19,931</b>	<b>-1.40%</b>	<b>531</b>	<b>166</b>	<b>20,296</b>	<b>0.41%</b>	<b>-1.81%</b>
<b>Latimer</b>	<b>16,996</b>	<b>-5.43%</b>	<b>4,009</b>	<b>2,076</b>	<b>18,929</b>	<b>5.33%</b>	<b>-10.76%</b>
<b>Chesham Bois</b>	<b>87,583</b>	<b>2.45%</b>	<b>1,541</b>	<b>2,442</b>	<b>86,682</b>	<b>1.40%</b>	<b>1.05%</b>
<b>Denham</b>	<b>70,048</b>	<b>3.97%</b>	<b>6,464</b>	<b>6,592</b>	<b>69,920</b>	<b>3.78%</b>	<b>0.19%</b>
<b>Gerrards Cross and Fulmer</b>	<b>226,629</b>	<b>1.96%</b>	<b>3,359</b>	<b>5,186</b>	<b>224,802</b>	<b>1.14%</b>	<b>0.82%</b>
<b>Great Chesham</b>	<b>239,796</b>	<b>2.08%</b>	<b>15,934</b>	<b>14,939</b>	<b>240,791</b>	<b>2.50%</b>	<b>-0.42%</b>
<b>Penn</b>	<b>46,838</b>	<b>3.60%</b>	<b>1,236</b>	<b>1,949</b>	<b>46,125</b>	<b>2.03%</b>	<b>1.58%</b>
<b>Penn Street</b>	<b>70,729</b>	<b>2.45%</b>	<b>2,516</b>	<b>2,153</b>	<b>71,092</b>	<b>2.97%</b>	<b>-0.53%</b>
<b>Seer Green and Jordans</b>	<b>75,518</b>	<b>2.79%</b>	<b>1,811</b>	<b>1,792</b>	<b>75,537</b>	<b>2.82%</b>	<b>-0.03%</b>
<b>Tylers Green</b>	<b>41,428</b>	<b>-2.19%</b>	<b>4,189</b>	<b>2,603</b>	<b>43,014</b>	<b>1.56%</b>	<b>-3.74%</b>
	<b>1,557,501</b>		<b>67,362</b>	<b>69,921</b>	<b>1,554,942</b>		



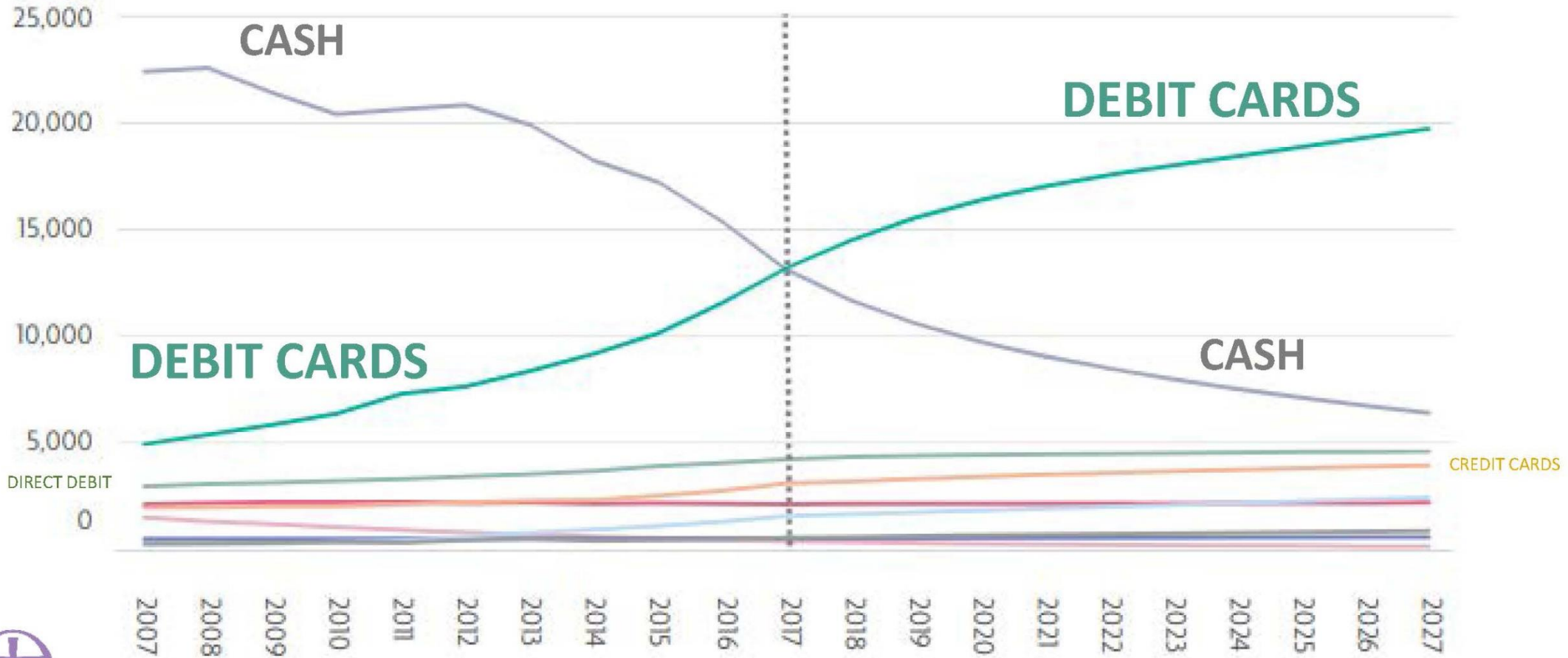
PARISHGIVINGScheme

*A better way to encourage giving in your church*

<https://www.parishgivingscheme.org.uk/>

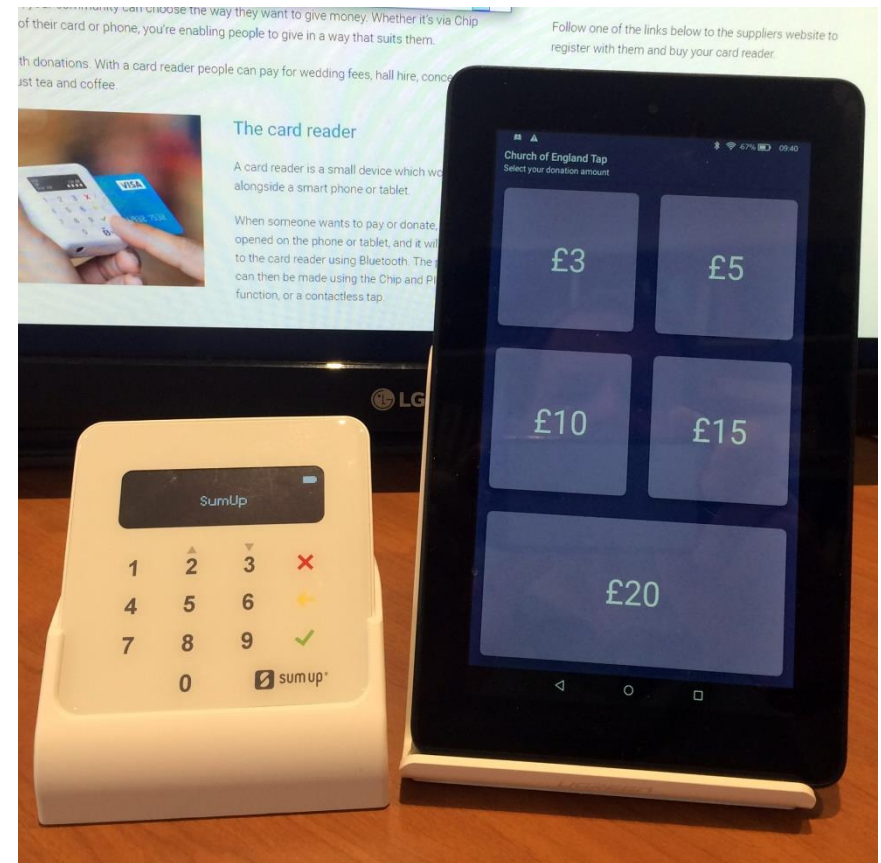
# UK Payment Markets Summary 2018

[www.ukfinance.org.uk](http://www.ukfinance.org.uk)





# PARISH BUYING



<https://www.parishbuying.org.uk/categories/contact-less-donations/self-service-units/tabletop-units>

# Making a donation for the work of this church

- 1** Choose the amount you would like to give by pressing your choice on the screen.
- 2** Wait for the card-reader to light up and tell you to present your card.
- 3** Touch your card on the card-reader – or follow instructions for chip-and-pin.
- 4** Make your gift worth 25% more by filling in your details on a Gift Aid form or on the Gift Aid screen (if enabled).

**Thank you!**



St James' Church, Clitheroe

Give towards the work of St James' Church

£5 Donate	£10 Donate	£25 Donate
--------------	---------------	---------------

Choose your own amount

Tap to donate



SumUp

1	2	3	X
4	5	6	✓
7	8	9	
0			SumUp



THE CHURCH OF ENGLAND

Sponsored by VISA

DISCIPLESHIP TRACK

JANUARY 2020

Yahweh, Yahweh  
We love to shout your name, O  
There is no-one like our God  
We will praise you, praise you  
There is no-one like our God  
We will sing, we will sing  
There is no-one like our  
We will praise you, praise  
Jesus is our God. We  
At your name, the  
At your name, the  
At Your name, the  
The

LOVE CLITHEROE presents

i Love



<https://www.oxford.anglican.org/mission-ministry/towards-a-common-vision/development-fund/>

## The Development Fund how and why you should apply



**ANY QUESTIONS??**

**ANY WISDOM TO  
SHARE??**